

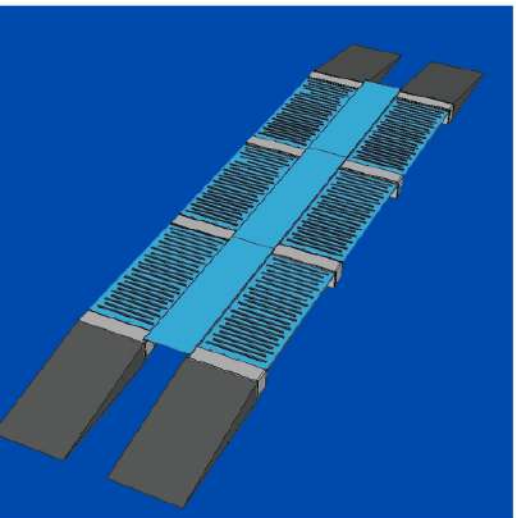


PITLESS ORTHOTROPICAL MODULAR WEIGHBRIDGE(ECONOMIC)




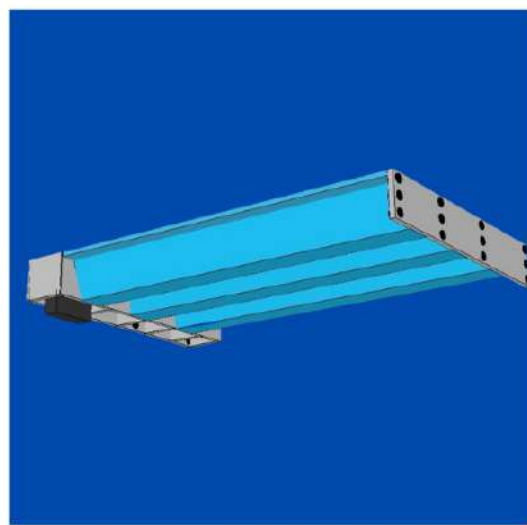

MODULE SIZE:1.2X3 M

Bridge Size	No of Module	No of Loadcell	Capacity
6x3 m	4	6	40 Ton
9x3 m	6	8	60 Ton
12x3 m	8	10	80 Ton
15x3 m	10	12	100 Ton
18x3 m	12	14	120 Ton

FEATURES

- ★ Heavy structure platform
- ★ Easy expandable length & capacity
- ★ Easy maintenance
- ★ Trouble free intelligent weigh indicator
- ★ Long lasting double ended shear beam loadcell

PITLESS ORTHOTROPICAL MODULAR WEIGHBRIDGE



MODULE SIZE: 1.5x3 M

Bridge Size	No of Module	No of Loadcell	Capacity
6x3 m	4	6	40 Ton
9x3 m	6	8	60 Ton
12x3 m	8	10	80 Ton
15x3 m	10	12	100 Ton
18x3 m	12	14	120 Ton

FEATURES

- ★ Heavy structure platform
- ★ Easy expandable length & capacity
- ★ Easy maintenance
- ★ Trouble free intelligent weigh indicator
- ★ Long lasting double ended shear beam loadcell

41/4, South Street, Thiruvapur-610001



www.umsscales.com



info@umsscales.com

Office: +91 1800 890 3290

N.Ahlan: +91 9443114544